

GENERAL NOTES-TRAFFIC CONTROL

It is the responsibility of the contractor performing work to install and maintain the traffic control devices as shown herein, as well as any such additional traffic control devices as may be required to ensure the safe movement of vehicular and pedestrian traffic through or around the closure area and provide maximum protection and safety to workers.

All traffic control devices shall be kept in their proper position at all times and shall be repaired, replaced, or cleaned as necessary to preserve their appearance, continuity and capability.

All traffic control devices shall conform to the latest accepted edition of the California Manual on Uniform Traffic Control Devices (M.U.T.C.D.).

Any revisions to these drawings shall be approved in writing by the Engineer of Record and the Agency having jurisdiction.

The Agency Traffic Engineering Division reserves the right to observe the traffic control operations and to make any necessary changes. Any directed changes shall supersede these plans and shall be implemented at the sole expense of the contractor.

All flashing arrow signs shall be solar powered.

Contractor shall provide flagmen as necessary to give adequate warning to traffic or to the public of any dangerous conditions to be encountered.

Contractor shall remove temporary traffic delineation, signage, and other devices when no longer required, and shall restore areas to original conditions.

Contractor shall cover existing signs where they conflict with construction detours and signing.

All open excavation or construction work shall be a minimum of 5' from any operating traffic lanes.

Contractor shall post uneven pavement signs, and ramp vertical pavement offset of 1 inch or more with asphalt for smooth transition.

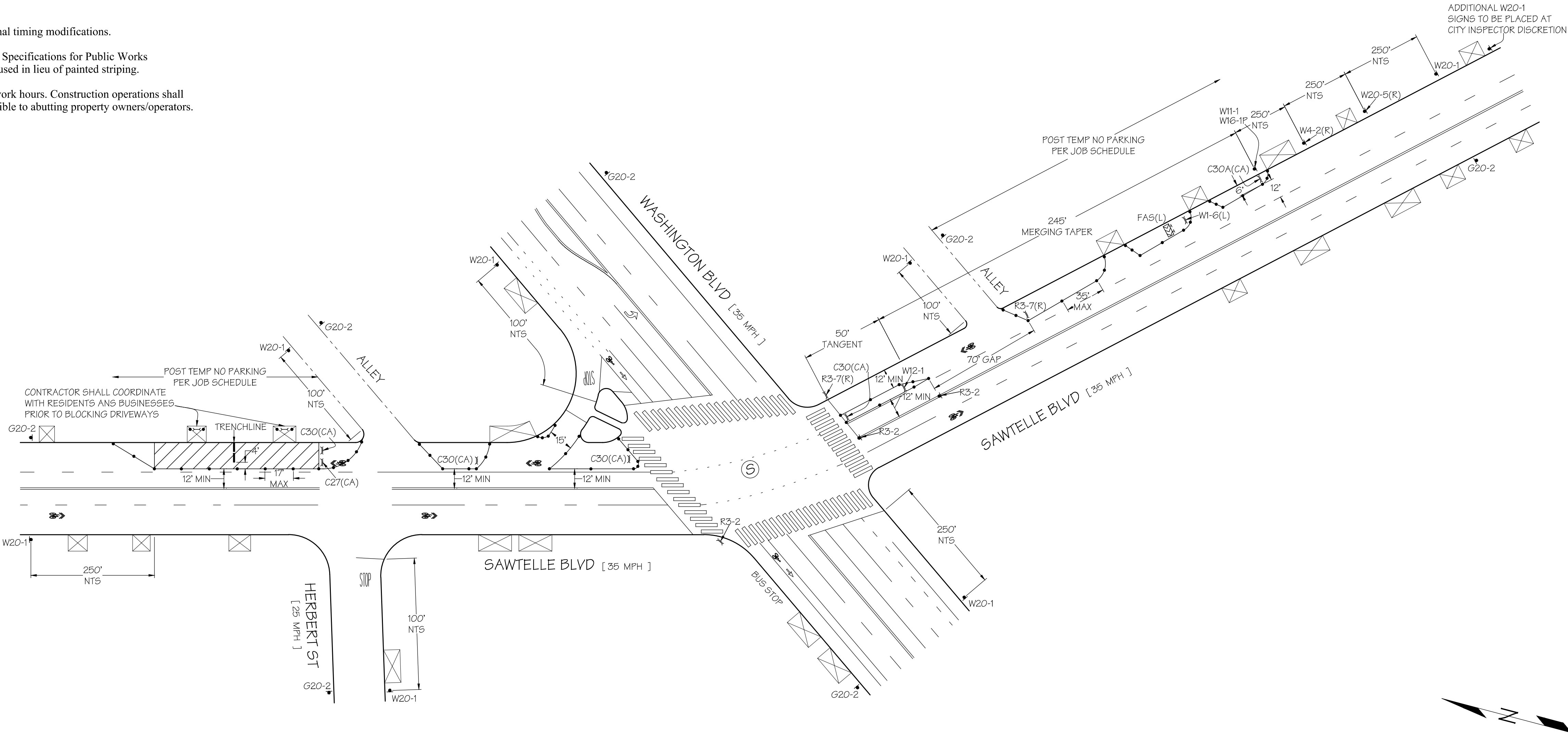
Contractor shall coordinate with the agency for any temporary traffic signal timing modifications.

All striping and marking shall conform to SECTION 214 of the Standard Specifications for Public Works Construction. Temporary removable striping tape (detour grade) may be used in lieu of painted striping.

The contractor shall provide for access to all adjacent properties during work hours. Construction operations shall be conducted in such a manner as to cause as little inconvenience as possible to abutting property owners/operators.

All signs shall be reflectorized and standard size.

The contractor shall provide for safe pedestrian access at all times.



LEGEND:

- WORK AREA

- FLASHING ARROW SIGN (FAS)

- FLAGGER

- ADA COMPLIANT PEDESTRIAN BARRICADE W/ SIGN

- TYPE-III BARRICADE W/ SIGN

- TYPE-I OR II BARRICADE W/ SIGN

- CHANNELIZATION DEVICE

- SIGN

- EXISTING SIGN

PHASE: 1

SCOPE OF WORK: TRENCHING
WORK HOURS: 8:00 AM - 4:00 PM
DURATION: 5 DAYS

CITY OF
CULVER CITY

4095 SAWTELLE BLVD

ACCEPTED BY: _____ DATE: _____

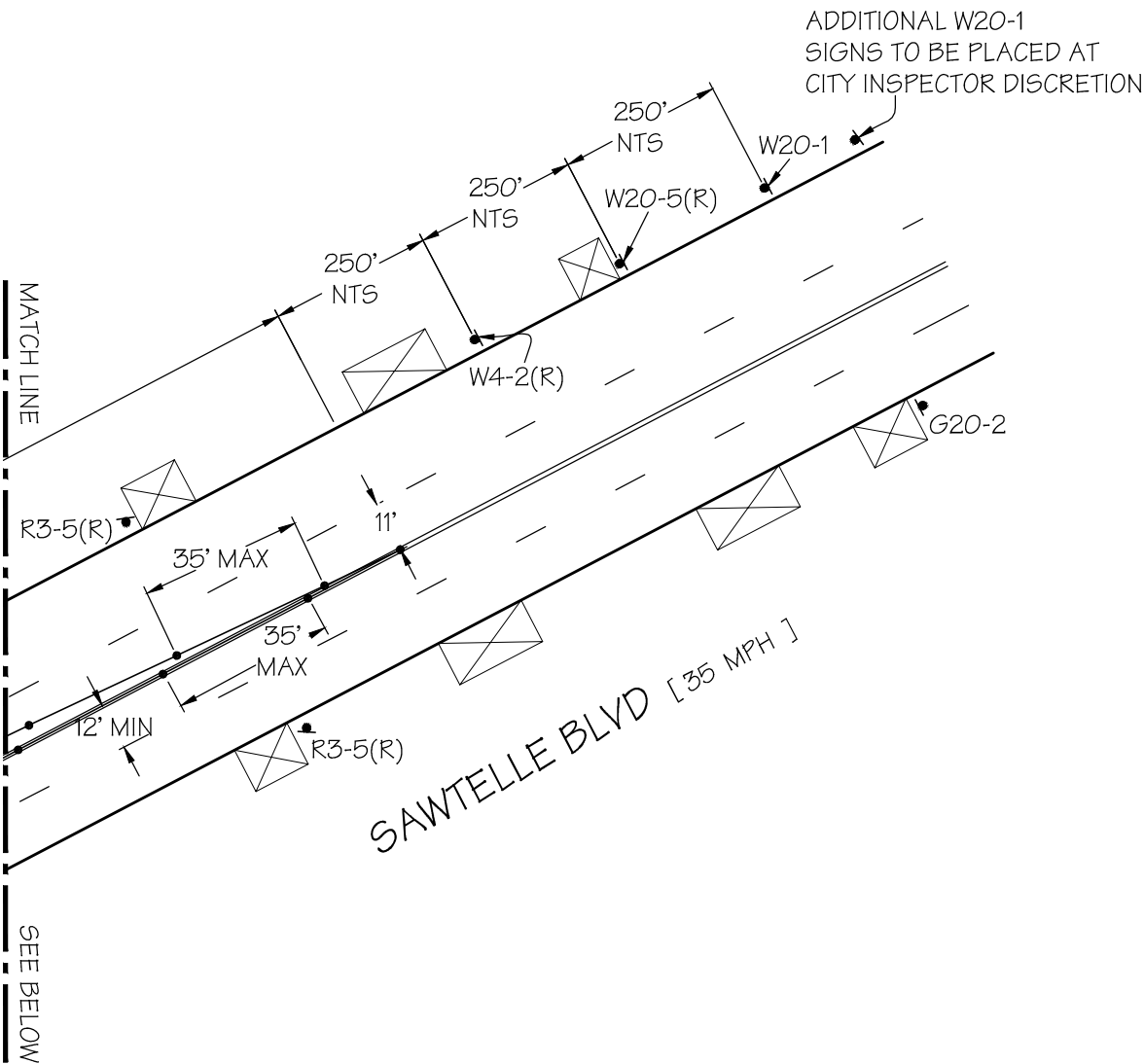
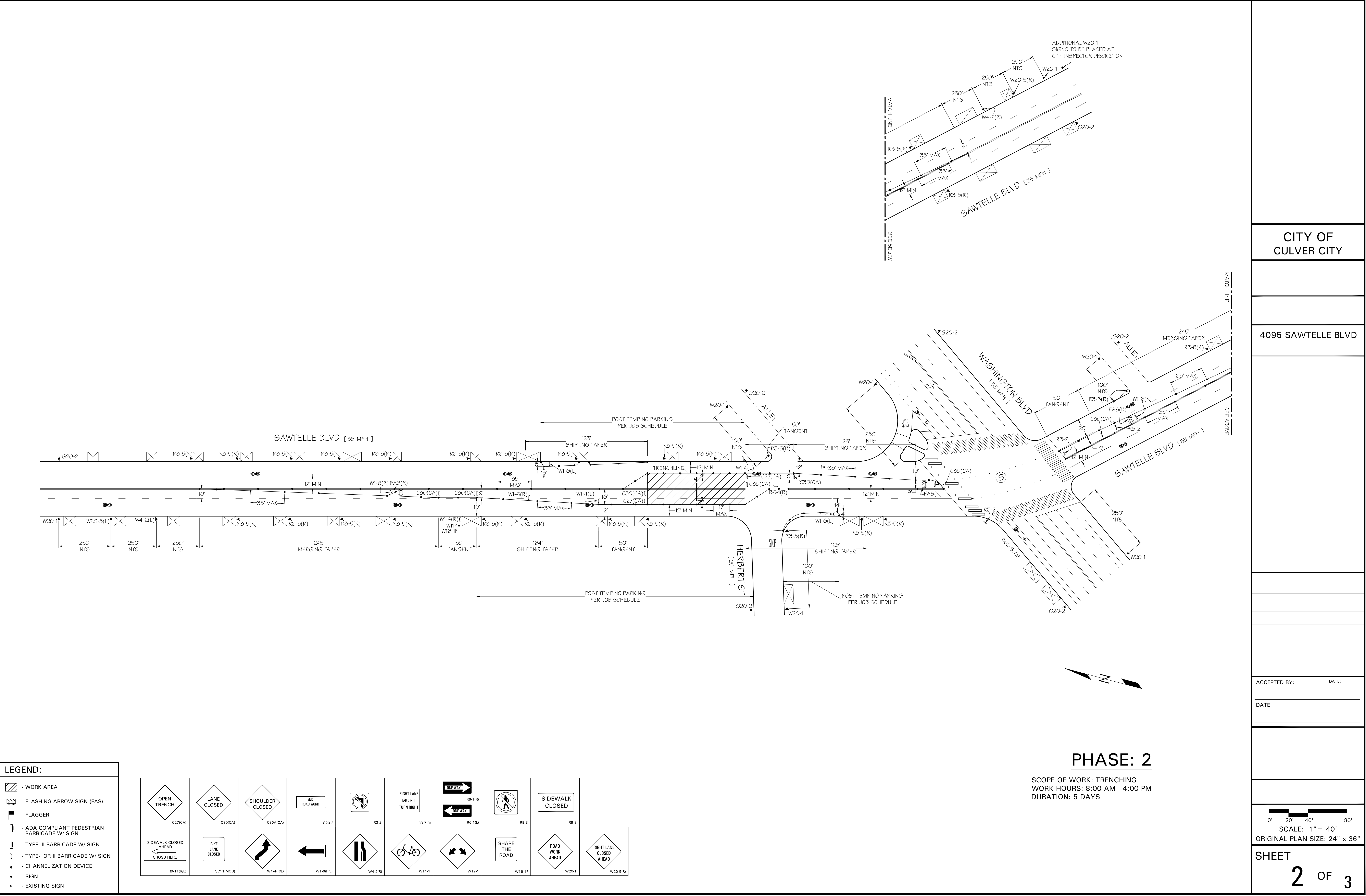
DATE: _____










0' 20' 40' 80'










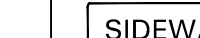





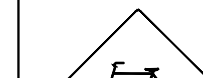



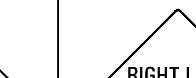
SCALE: 1" = 40'

ORIGINAL PLAN SIZE: 24" x 36"

SHEET
1 OF 3



LEGEND:									
	- WORK AREA								
	- FLASHING ARROW SIGN (FAS)								
	- FLAGGER								
	- ADA COMPLIANT PEDESTRIAN BARRICADE W/ SIGN								
	- TYPE-III BARRICADE W/ SIGN								
	- TYPE-I OR II BARRICADE W/ SIGN								
	- CHANNELIZATION DEVICE								
	- SIGN								
	- EXISTING SIGN								

 C27(CA)	 C30(CA)	 C30A(CA)	 G20-2	 R3-2	 R3-7(R)	 R6-1(R)	 R6-1(L)	 R8-3	 R8-9
 R8-11(R/L)	 SC11(MOD)	 W1-4(R/L)	 W1-6(R/L)	 W4-2(R)	 W11-1	 W12-1	 W16-1P	 W20-1	 W20-5(R)

PHASE: 2

SCOPE OF WORK: TRENCHING
WORK HOURS: 8:00 AM - 4:00 PM
DURATION: 5 DAYS

CITY OF CULVER CITY

4095 SAWTELLE BLVD

ACCEPTED BY: _____ DATE: _____

DATE: _____

0' 20' 40' 80'

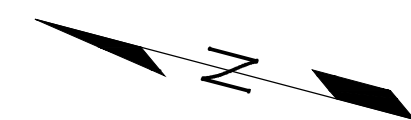
SCALE: 1" = 40'

ORIGINAL PLAN SIZE: 24" x 36"










SHEET










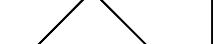



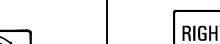




2 OF 3

4095 SAWTELLE BLVD



SCOPE OF WORK: TRENCHING
WORK HOURS: 8:00 AM - 4:00 PM
DURATION: 5 DAYS

-  - WORK AREA
-  - FLASHING ARROW SIGN (FAS)
-  - FLAGGER
-  - ADA COMPLIANT PEDESTRIAN BARRICADE W/ SIGN
-  - TYPE-III BARRICADE W/ SIGN
-  - TYPE-I OR II BARRICADE W/ SIGN
-  - CHANNELIZATION DEVICE
-  - SIGN
-  - EXISTING SIGN

								
C27(CA)	C30(CA)	C30A(CA)	G20-2	R3-2	R3-7(R)	R6-1(R) R6-1(L)	R9-3	R9-9
								
R9-11(R/L)	SC11(MOD)	W14-4(R/L)	W1-6(R/L)	W4-2(R)	W11-1	W12-1	W16-1P	W20-1 W20-5(R)

0' 20' 40' 80'

SCALE: 1" = 40'

ORIGINAL PLAN SIZE: 24" x 36"